

**We have 2 store locations  
ready to serve you!**

**Hours of Operation**

10:00 am—5:00 pm

Monday through Saturday



**Johnson's Sewing Centre**  
4359 99<sup>th</sup> Street  
780-496-9375  
10736 124<sup>th</sup> Street  
780-452-0002  
Toll Free 1-877-373-9464  
email: [craig@johnsonsewing.com](mailto:craig@johnsonsewing.com)  
[www.johnsonsewing.com](http://www.johnsonsewing.com)

2019 Consumer Choice Award  
Facebook, MasterCard, VISA, American Express



**JOHNSON'S**  
*sewing centre*  
*...home of Quilter's Dream*

## Class Brochure

*January to June*  
**2024**



**JANOME**

**PFAFF**

---

## Good Things to Remember

Johnson's Sewing Centre has been serving customers since 1969!

**The THIRD Thursday** of every month is **Threads Day!** Save 21% on ALL thread, from cotton to embroidery to serger. Mix & Match!

**The FIRST Friday** of every month is **Fat Quarter Friday!** Save 25% on all regular priced fat quarters, including our popular fat quarter bundles.

**Save 15%** on ALL regular priced merchandise (excluding machines, cabinets & service) during your **Birthday Week!** ID required.

**BONUS!** Receive a 15% discount on ALL regular priced supplies purchased for any classes you register in!

**CLASS SUPPLY LISTS** are required for each class and are available in person, or online!



## Important Class Reminders!

- \* Class registrations are non-refundable.
- \* Class supply lists are available on-line. Don't have internet access? A supply list can be printed off in-store at your request!
- \* Please have your class supplies purchased *prior* to your class start date.
- \* Please ensure your sewing machine is in good working order and that you have a working knowledge of your machine. It is always good idea to have a printed copy of your machine manual along with you!
- \* Unless you are in a beginner sewing class, it helps to know how to wind a bobbin and thread your machine.
- \* All class supplies purchased for your class and during your class time will receive a 15% discount.



## Sewing Clothing

**\$180 - 15 hours of instruction**

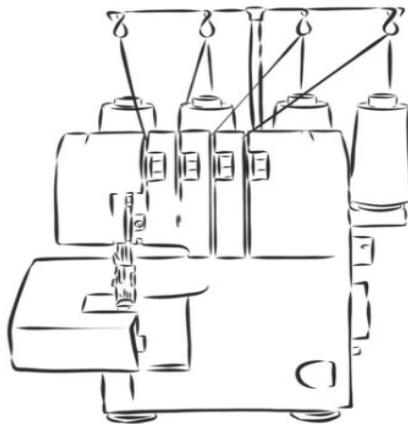
*Pattern required*

*Prerequisite: Sewing Basics (or basic sewing skills, familiarity with your sewing machine). We will not be rotary cutting in this class.*

Create your own comfy loungewear/ pajama set from a printed commercial PDF pattern. Learn to measure your body correctly to determine your pattern size, the steps to cutting out and constructing a garment, and how to read pattern symbols and instructions. Discover the exciting array of pdf and commercial patterns available and start on the journey of designing your own custom wardrobe in this fun and relaxed beginner garment class.

**South - Linnea (LESEWGAS)**

**Wednesdays** May 29 & June 5, 12, 19, 26 **10:00 am to 1:00 pm**



## Quilt Making Basics (QMB)

**\$216 - 18 hours over 6 weeks** (*Pattern included*)

Have you always wanted to make a quilt but don't know where to start? This class is for you! Our teachers will guide you through the process of creating the top layer of your quilt in this class. Topics explored will be the use of colour theory, fabric choices, rotary cutting and patchwork piecing to create an amazing quilt top. These basic piecing techniques will be used to construct either traditional or modern pieced blocks using squares, rectangle and triangles.

**NORTH: Lynette (LE0002N)**

**Tuesdays** Jan 23, 30 & Feb 6, 13, 20, 27 **9:30am - 12:30pm**

Apr 2, 9, 16, 23, 30 & May 7 **9:30am - 12:30pm**

**Saturdays** Jan 13, 20, 27 & Feb 3, 10, 24 **9:30am - 12:30pm**

Apr 6, 13, 20 & May 11, 18, 25 **9:30am - 12:30pm**

**SOUTH: Geri (LE0002S)**

**Wednesdays** Jan 10, 17, 24, 31 & Feb 7, 14 **6:00pm - 9:00pm**

Apr 3, 10, 17, 24 & May 1, 8 **6:00pm - 9:00pm**



---

## Machine Quilting

**\$144 - 12 Hours of instruction** (*Pattern not required*)

Our goal is that you quilt your own quilt with confidence. Starting with needle know-how, methods to mark your quilt top and NUMEROUS thread choices, you will work from walking foot techniques to free-motion fun.

Learn to incorporate stencils, freezer paper designs and Golden Threads paper as part of your design process. Examine how to decide which quilting design will best suit your next project in this four-week class!

**North: Heather (LE0005N)**

**Mondays** Jan 15, 22, 29 & Feb 5 **6:00pm to 9:00pm**


**Mondays** Apr 8, 15, 22, 29 **6:00pm to 9:00pm**

**Mondays** May 27 & June 3, 10, 17 **6:00pm to 9:00pm**

**South: Geri (LE96210S)**

**Wednesdays** Mar 6, 13, 20, 27 **6:00pm to 9:00pm**

**Wednesdays** May 29 & June 5, 12, 19 **6:00pm to 9:00pm**



## Sewing For Travel

**\$144 - 12 Hours of instruction**

*Pattern required*

*Prerequisite: Sewing Basics and Rotary Cutting Basics (or basic sewing skills, familiarity with your sewing machine and experience with rotary cutting)*

Stitch up a set of super stylish travel accessories while learning to install a zipper and snaps. Make a set of zipper pouches, a passport wallet, and handy drawstring organizer bags ideal for travel and a multitude of uses at home, or perfect as gifts. Learn new sewing skills in this creative and enjoyable beginner class.

**South - Linnea (LESEWTRS)**

**Wednesdays** May 1, 8, 15, 22 **10:00am - 1:00pm**



## Sewing For Home

**\$144 - 12 Hours of instruction**

Pattern required

*Prerequisite: Sewing Basics and Rotary Cutting Basics (or basic sewing skills, familiarity with your sewing machine and experience with rotary cutting)*

Create useful and beautiful projects for your home or to give as gifts – designed and made by you with the amazing fabrics in Quilter's Dream! Make a cushion cover, fabric coasters with a cute basket, a roll up grocery bag and a kitchen accessory set in this fun, relaxed beginner class. Learn to make buttonholes and sew on buttons in the process.

**South - Linnea (LESEWHOS)**

**Wednesdays April 3, 10, 17, 24 10:00am - 1:00pm**



---

## Fabulous Finishings - Bind That Quilt!

**\$72 - 6 Hours of instruction (Pattern not required)**

Once your quilt top has been layered and quilted, the edges still have to be bound and a label needs to be made for the quilt back! In this class you will learn how to make a variety of bindings and discover how to attach these to finish off your quilt! Our instructors will teach you all you have to know for a great finish.

**North: Lynette (LE0007N)**

**Tuesdays March 19, 26 OR May 28 & June 4 9:30am - 12:30pm**

**Saturdays March 16, 23 9:30am - 12:30pm OR**

**Saturday June 15 9:30am - 4:00pm**

**South: Geri (LE0007S)**

**Mondays April 6 9:30am - 4:00pm**

**Saturday June 1 9:30am - 4:00pm**

## Backing, Batting & Basting (BBB)

**\$72 - 6 Hours of instruction (Pattern not required)**

Follow up QMB with a class designed to help you layer your quilt! In this class you will learn how to make a variety of bindings and discover how to attach these to finish off your quilt!

**North: Lynette (LE0003N)**

**Saturdays March 2, 9 OR June 1, 8 9:30am - 12:30pm**

**Tuesdays March 5, 12 OR May 14, 21 9:30am - 12:30pm**

**South: Geri (LE0003S)**

**Wednesdays Feb 21, 28 OR May 15, 22 6:00pm - 9:00 pm**

## Beginning Paper Piecing - Starbaby

**\$72 - 6 Hours of instruction**

*Pattern required*

In this course, you will learn basic paper piecing techniques using this fun lone star block. The Starbaby layout includes foundation papers to make (4) 16" blocks that create a small lonestar. There are enough papers in this pattern to make (2) Starbaby wall quilts plus replacement papers are available if you want to try out one of the larger layouts!

**North: Lynette (LESTARBN)**

**Thursdays February 1, 8 9:30am - 12:30pm**



## Rotary Cutting Basics

**\$36 - 3 Hours of instruction**

*Pre-printed batting kit required*

Do you find the thought of using a rotary cutter daunting? Crafting and quilting projects become infinitely easier and more accurate with a rotary cutter. Develop rotary cutting skills in this 3 hour class. Discover how quickly and easily you can use a rotary cutter, acrylic ruler, and self-healing mat to cut accurate fabric strips, all while creating a beautiful set of four placemats.

**South - Dawn (LEROTBAS)**

**Wednesday February 7th 10:00am - 1:00pm OR**

**Wednesday March 27th 10:00am - 1:00pm**

**North - Dawn (LEROTBAN)**

**Tuesday February 13th 1:30pm - 4:30pm**



## Sewing Basics

**\$180 - 12 Hours of instruction**

*Kit included*

Did you get a new sewing machine as a gift, or have you always wanted to sew but never had time to learn? Gain confidence and learn the very basics of sewing in this relaxed-pace absolute beginner class focused on simple straight-line sewing. Includes information about fabrics, thread, and notions as well as tips to help you make your projects look their best. You will make a pin cushion, a tote bag, and a Velcro folio. Class includes a printed booklet of notes, your own set of patterns to take home, and access to step-by-step tutorials for our projects. Sewing Basics will get you started in the rewarding and fun world of sewing and set you up for success in other classes.

**South - Linnea (LESEWBAS)**

**Fridays** January 5, 12, 19, 26 **10:00am - 1:00pm OR**

**Wednesdays** February 28 & March 6, 13, 20 **10:00am - 1:00pm**



---

## Intermediate Paper Piecing - Blue Moon Placemats

**\$72 - 6 Hours of instruction**

*Pattern required*

This design is made with a sewing technique called foundation paper piecing. The units are joined after the paper piecing is done. There are enough pattern pieces to make 6 placemats. This pattern will be a foundation for reading and making patterns by Judel and Judy Niemeyer.

**North: Lynette (LE0341N)**

**Thursdays** March 7, 14

**9:30am - 12:30pm**



## Machine Applique

**\$108 - 9 Hours of instruction**

*Pattern required*

This class is designed for those who want to learn machine applique. We will be learning 3 - 4 types of applique stitching. For this class, we will make the Head'n West Tote bag, putting our machine applique skills to good use in a useful project!

**South - Maxine (LE0008)**

**Fridays February 2, 9, 16 10:00am - 1:00pm**



## Taming Your Serger

**\$24 - 2 Hours of Instruction** (*Pattern not required*)

Questions about your serger? Has it been a while since you used it, or need a refresher on certain techniques? This is the class for you! (This is above & beyond your basic Serger Orientation!)

Join Coleen for this two-hour serger class, in which you may bring your questions and concerns and she will get you back on track in no time at all

**South: Coleen (LE0125S)**

**Saturday January 13th 2:00 - 4:00pm**

**Saturday April 13th 10:00am - 1:00pm**

## Hems, Hems, Hems!

**\$36 - 3 Hours of Instruction** (*Pattern not required*)

Many people require hems to be changed in order to customize the fit of their clothing. Upon tackling this task, one finds there are oh-so-many types of hems! How to succeed and gain the skills required is what this class is all about. This is not a demo or lecture class; it is a HANDS-ON, doing class!

**South - Coleen (LE033S)**

**Monday Feb 5 10:30 - 1:30pm**

**Saturday May 18 10:30am - 1:30pm**



## Advanced Sewing

**\$144 - 12 Hours of Instruction** (*Pattern not required*)

Take your sewing to the next level - zippers, set-in sleeves, darts & more.

**South - Coleen (LE0056S)**

**Saturdays** January 6, 13, 27 & Feb 3 **10:00am - 1:00pm**

**Saturday** May 11, 25 & June 8, 15 **10:00am - 1:00pm**

**North - Mary (LE0056)**

**Saturdays** Feb 24 & March 2, 9, 16 **1:30pm - 4:30pm**

## Alterations

**\$36 - 3 Hours of Instruction** (*Pattern not required*)

Shopping for ready-made clothing has become a way of life. However, quite often adjustments need to be made! Not all clothes can be altered, but most can. Choosing this class should deliver a larger "Happiness Quotient" in this area of your life!

**South: Colleen (LE0459S)**

**Saturday** March 9 **10:00am - 1:00pm**

---

## Hand Applique


**\$72 - 6 hours of instruction**

*Book required*

In this hand applique class you will learn the following techniques which will set you up for any appliqué project: needle turn appliqué, starch turned appliqué, how to layer pieces and how to make a circle.

**North: Lynette (LE0420N)**

**Thursdays** March 21, 28 **9:30am - 12:30pm**



## Sewing With Curves

**\$72 - 6 Hours of instruction**

*Pattern + template required*

In this class we will be learning to sew curves. Using the drunkards path templates, we will be making a beautiful table runner.

**South: Maxine (LE80206S)**

Friday April 5, 12 **10:00am - 1:00pm**



## Beginner Sewing

**\$180 - 15 Hours of Instruction**

Learn to make a basic garment. Designed for the individual who has never sewn a garment before, this 5-part class is a great introduction to sewing. Learn how to size yourself, select a pattern, choose fabric, cut out a commercial pattern and then get to work making it! Your own sewing machine is required for this class.

**North: Mary (LE0055)**

**Saturdays** January 13, 20, 27 & Feb 3, 10 **1:30pm - 4:30pm** *OR*  
**Saturdays** March 23 & April 6, 13, 20, 27 **1:30pm - 4:30pm**

**South: Coleen (LE0055S)**

**Saturdays** Mar 30 & Apr 13, 20, 27 & May 4 **1:30pm - 4:30pm**



## Teach Children To Sew!

**\$144 - 6 Classes - 12 Hours of instruction**

*Pattern required*

Join Maxine in a fun sewing class designed for students aged 12-16 years! Students will be taught how to read a pattern, sew seams and put in a zipper while making an apron and a bag.

**South - Maxine (LE0460S)**

**Saturdays** Jan 27 & Feb 3, 10, 24 & Mar 2, 9  
**2:00pm - 4:00pm**



## 3D Quilt


**\$108 - 9 Hours of instruction**

*No pattern required*

This tricky-looking quilt is made using a similar technique to the One Block Wonder quilt. Although it is made using hexagons, there are no y-seams anywhere in the quilt. Come join us for this fun, fairly fast and fabulous class.

**South:** Lynette B (LE01287S)

**Mondays** Feb 12, 26 & Mar 4 **1:30pm - 4:30pm**



---

## Advanced Machine Quilting: Feathers

**\$72 - 6 Hours of instruction** (*Pattern not required*)

**\*\* previous machine quilting required**

Feathers can be quilted in many different ways. Go beyond the basic feather and learn how to quilt feathers to fill various shapes, learn different types of feather-“ish” shapes and make various combinations.

Basic knowledge of machine quilting feathers and previous machine quilting experience is required.

**South- Geri (LEADMQFS)**

**Thursdays** February 29 & March 14 **6:00pm - 9:00pm**

**North - Heather (LEADMQFN)**

**Mondays** May 6, 13 **6:00pm - 9:00pm**



## Tangled Angles


**\$108 - 9 hours of instruction**

*Book required*

Bargello quilts present the opportunity to put a large variety of fabrics into a single quilt. Tangled Angles bargello quilt uses strip piecing, a relatively simple technique, to create a sense of movement and show-case a vast array of colours. The skills you will learn in the construction of this quilt will transfer to many future projects. Get ready to sit back and accept the compliments!

**North - Lynette (LETANANN)**

**Friday** April 19 & May 3, 17 **9:30am - 12:30pm**



## Advanced Bargello

**\$144 - 12 hours of instruction**

*Book required*

This is an advanced course for people with experience in bargello quilt-making, who are interested in creating a unique quilt, rather than following a pattern. The technique can also be used to extend a pattern you love this is not quite as large as you would like it to be.

**South: Lynette B (LE0040S)**

**Monday April 8, 15, 22, 29 10:00am - 1:00pm**



## Machine Quilting With Rulers

**\$108 - 9 Hours of instruction** (*Pattern not required*)

Rulerwork is not just for longarm quilters any longer. You *can* do rulerwork on your domestic machine. Learn how to set yourself up for success!

Learn the basics for setting up your machine for rulerwork, tips and tricks to using rulers to get the most out of them. Previous machine quilting is recommended.

**South: Geri (LE05722S)**

**Thursday Feb 1, 8, 15 6:00pm - 9:00pm**

**North: Geri (LE05722N)**

**Mondays Feb 12 & March 4, 25 6:00pm - 9:00pm**



## UFO Days

YES! You CAN get those Unfinished Objects completed. Join either our north or south store UFO groups once a month, and get quilting. To participate, register by contacting either store location!

Join us for quilting camaraderie as we share laughs and stories ... There's no instruction in the class but we'll always help each other out! UFO Days are from 10-4 at both store locations!

**North Luanne's Group** - 2nd Friday of the month (or as noted): Jan 12, Feb 9, Mar 8, Apr 12, May 10, June 14

**South Linda & Sandi's Group** - 3rd Friday of the month (as noted): Feb 23, March 15, April 19, May 17, June 21.



## Quilt As You Go Placemats - Alberta Skies

**\$36 - 3 hours of instruction**

*Pre-printed batting required*

Alberta Skies features a beautiful flying geese pattern using pre-printed batting and the quilt-as-you-go method to create 4 beautiful placemats. Discover how easy quilting can be in this one day project.

**North - Lynette (LEQASUGN)**

**Thursday February 22 9:30am - 12:30pm**



## Log Cabin Star

**\$108 - 9 hours of instruction**

*Pattern download required*

This stunning hexagonal table topper is beginner friendly and has countless colour/value possibilities. There are no set-in seams as this project is made using diamond and triangle log cabin blocks. The finished quilt is 36 1/2" x 31 1/2". The perfect table center size.

Come join us making this beautiful project!

**South - Lynette (LELCSTAS)**

**Mondays May 6, 13, 27 10:00am - 1:00pm**



## Unbeweavable

**\$108 - 9 hours of instruction**

*Pattern & X-blocks ruler required*

Create a stunning optical illusion with ease using the techniques taught in the Unbeweavable pattern. In this class you will learn to use a special tool, and helpful organizational techniques to create a truly unique quilt project!

**North: Lynette (LEBEWEAV)**

**Friday March 15, 29 & Apr 5 9:30am - 12:30pm**



## One Block Wonder

**\$144 - 12 hours of instruction**

*Book & ruler required*

One Block Wonder quilts are all based on the beauty found in one piece of fabric containing all the colours and design elements to create a magnificent quilt! This is such a fun quilt to make. Using six repeats of any very interesting fabric, you will cut 60 degree triangles and join them into hexagons. The magic happens because there are no y-seams. We will also make several different 3-D cubes to add even more fun and interest to your quilt.

**South: Lynette B (LE0438S)**

**Saturdays Feb 10, 24 & Mar 2, 16 10:00am - 1:00 pm**



## A Project For Your Hands - Back Basted Applique

**\$48 - 4 Hours of instruction**

*Pattern Required*

Are you looking for a portable project for your hands while travelling, watching tv, or just for quiet time? This class will teach you the pleasing art of needle-turn “back-basted” applique. Learn how to applique “inner” and “outer” points, and curves with ease!

\* “Starter” fabric packs will be available for students to purchase to create this colourwash quilt of hearts!

**North – Carmen (LEBBAPPN)**

**Monday March 18 10:00am - 2:30pm**





## A Place For Everything

**\$108 - 9 Hours of instruction**

*Pattern Required*

This spacious organizer stores and carries tools and supplies while providing visibility. This is a zippered case with removable pages. There are different options for the removable pages allowing you to choose the design and material that best serves your purpose. The pattern will provide the basis for this carrier but emphasis will be geared towards making alterations to the pattern to suit your purpose. Alterations will include pocket adjustments to carry the tools that you use the most, alternate handle alterations for ease of carrying, altering width of carrier to carry additional tools and personalization of the outer pockets. Homework will be required to complete this project.

**South- Geri  
(LEPLACES)**

**Saturday** January 20,  
February 17,  
March 23  
**9:30am -  
12:30pm**



## Blue Onion

**\$144 - 12 hours of instruction**

*Pattern & ruler required*

The blue onion quilt is created using a series of gradual curves, using a variety of contrasting prints. The long gentle arcs make piecing the blocks a breeze. If you've never tried curved piecing before, this lovely quilt is a great place to start.

**South: Lynette B (LE0246S)**

**Mondays** March 4, 11, 18, 25  
**10:00am - 1:00pm**



## 4-Patch Kaleidoscope

**\$108 - 9 hours of instruction** (*Pattern not required*)

The 4-patch kaleidoscope block is a simplified version of the One Block Wonder quilt, using squares rather than triangles and only four repeats of fabric instead of six. This means the quilt is faster to make, once you have done the initial lining up of your fabric.

The size of this gorgeous quilt will vary depending on the fabric selection and layout.

Come join us making this beautiful project!

**South - Lynette (LE4KALES)**

**Fridays** April 26 & May 3, 10  
**10:00am - 1:00pm**



## Beginner Fabric Collage Class

**\$144 - 12 Hours of instruction**

### *Pattern Required*

Collage quilts are enchanting and beautiful! In this class you will learn fabric selection, preparation, construction as well as helpful tools. Skills learned here can be used to create any collage art quilt, including those you may choose to design yourself after learning the basics.

Bring your collection of flowered and large-printed fabrics, or collect some new ones, and use them to make a vibrant artistic wall-hanging! Patterns have been carefully selected from the “Teeny Tiny Collage Pattern” series for beginners to develop successful skills.

**North: Susan (LE0347N)**

**Thursdays Feb 8, 15, 22, 29  
1:30pm - 4:30pm**



## Next Steps Fabric Collage Class

**\$144 - 12 Hours of instruction**

### *Pattern Required*

After previous experience with fabric collage creation, you may be ready to take the next step in creating a large or more intricate collage art quilt project! This class will guide you through the skills and knowledge required to successfully accomplish just that!

**North - Susan (LE00348N)**

**Thursdays May 9, 16, 23, 30 1:30pm - 4:30pm**

